

GRIPPS®

GRIPPS® Technical Specification Sheet.

GRIPPS® E-Tethers & E-Catch

Models: H01063, H01061, H01066, H01064, H01065, H01059, H01054, H01053



H01063 / H01063-10 / H01061 / H01061-10
Coil E-Tether With Poly Clip & E-Catch (Non-Conductive)
Max Load: 0.5kg / 1.1lbs
Max Length: 86cm / 34"
ANSI/ISEA 121-2018
COMPLIANT

H01066 / H01066-10 / H01064 / H01064-10
Coil E-Tether With Steel Clamp & E-Catch
Max Load: 0.5kg / 1.1lbs
Max Length: 86cm / 34"
ANSI/ISEA 121-2018
COMPLIANT



H01065 / H01065-10 / H01059 / H01059-10
Coil E-Tether With Poly Clamp & E-Catch (Non-Conductive)
Max Load: 0.5kg / 1.1lbs
Max Length: 86cm / 34"
ANSI/ISEA 121-2018
COMPLIANT

H01054 / H01054-10 / H01053 / H01053-10
Coil E-Tether With Dual Locking Carabiner & E-Catch
Max Load: 0.5kg / 1.1lbs
Max Length: 120cm / 47.2"

FOR PRODUCT SUPPORT CONTACT:

support@gripps.com | +61 3 8383 9458

WWW.GRIPPS.COM

GRIPPS® E-Tethers & E-Catch

SAFETY INFORMATION

⚠️ WARNING Before using the GRIPPS®

E-Tethers or E-Catches, read all provided safety information pertaining to the use of your Dropped Tool Prevention (DTP) device. **FAILURE TO DO SO COULD RESULT IN INJURY OR DEATH.**

The user of a DTP device bears the responsibility of reading all safety information contained herein. Keep this manual for future reference.

Intended Use:

When used properly, the GRIPPS® E-Tethers & E-Catches can prevent workplace hazards resulting from dropped tools. These may include personal injury and material damage.

GRIPPS® does not approve use of this device for any activities not described in the User Instructions. This device is not intended to be used in any recreational activity, as a personal fall-arrest device or in any other manner not described herein.

⚠️ WARNING Misuse of this device could result in serious injury or death.

Adhere to all manufacturer recommendations regarding the operation and maintenance of this device. For additional information, contact GRIPPS® customer support.

Read and adhere to the following in order to ensure correct operational functionality:

- Your DTP should never be used as a personal fall-arrest device or restraint system.
- Do not use this device with tools that exceed the specified maximum load/weight.
- A DTP device used in applications that exceed the limits of operation specified by the manufacturer should be considered unsafe and should be replaced.
- Do not tether a tool over 2.5kg/5.5lbs directly to your clothing or person.
- Inspect your DTP device before each use.
- Ensure the DTP device is securely connected to a load rated tool connector or anchor point before use.
- Inspect any tool connector point before it is connected to the DTP device.
- Modification of the DTP device voids all warranties and violates manufacturer recommendations.
- Do not use a tool that cannot be connected to your DTP in the manner specified by GRIPPS®.
- It is unsafe to extend the length of the DTP product by any means.
- Do not use this product if it will create an unsafe working environment.
- Use extra precaution around moving machinery, moving parts, electrical hazards, extreme temperatures, chemical hazards, or combustion hazards.
- Avoid contact between the E-Tether and rough or sharp edges.
- All connected tools and equipment, including connection points, must be compatible for use with this DTP device.
- Always wear appropriate personal protective equipment.
- If a tether has arrested a dropped tool or object, it should be taken out of service and replaced.

- All procedures shown in this instruction are for GRIPPS® E-Tether and E-Catch products only.

GENERAL USE AND CARE

GRIPPS® E-Tethers & E-Catches are designed to be used with most small handheld electronic devices. The range of metal and poly, clamps and clips, allows flexibility for different methods of anchoring, as well as use in electrical environments where non-conductive equipment is required. E-Tethers & E-Catches are available as a kit, or sold separately.

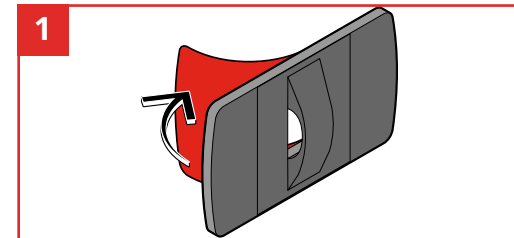
Recommended Use of GRIPPS® E-Tethers & E-Catches:

- Use E-Tethers & E-Catches on tools and equipment that do not have an existing Tool Connector point.
- When attaching E-Catch, clean the surface of the device where you are going to attach the E-Catch with a 50:50 mixture of isopropyl alcohol and water.
- The E-Catch adheres with an industrial grade VHB, and is designed to create a permanent connector point. It may damage the surface it is adhered to if removed.
- It is not recommended to attach the E-Catch to the case of a mobile phone/cellphone, instead attach it directly to the device itself.
- If using H01064, H01066, H01059 or H01065, do not clamp to material that is thinner than 3.0mm/0.1" (e.g. Shirt collar)
- If using H01061 or H01063, ensure that the anchor point you are clipping onto is load rated to 0.5kg/1.0lbs.
- Only use GRIPPS E-Catches in combination with GRIPPS® E-Tethers.


Before Use:

Thoroughly inspect your GRIPPS® DTP device before each use. Do not use any component that presents deformities or deterioration.


HOW TO USE / INSTRUCTIONS:



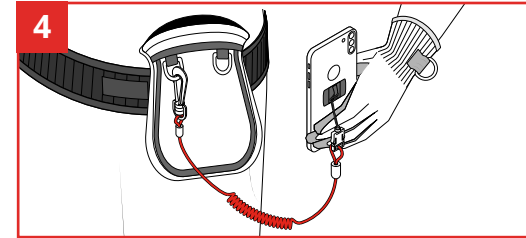
Peel cover from one side of the adhesive pad and attach to the E-Catch. Peel cover from other side and attach to a non-porous location on the device.



If anchoring to clothing, ensure you clip the tether onto thick fabric such as your collar or pocket lining.



Secure E-Tether to E-Catch by first feeding loop through the connector point, then feed the E-Tether back through the loop to create a choke.



Press side-release buttons to hot-swap between different electronic devices. Ensure attachment dock 'clicks' back into place.

After Use Care:

Clean and inspect the Phone Gripper and any connected tethers. For tougher stains, use warm water and a mild soap or detergent. Do not use again until dry.

Store in a clean and dry environment. Proper care will help to ensure that it will operate effectively and extend its service.

GRIPPS®

linkedin.com/company/grippsglobal

facebook.com/grippsglobal

youtube.com/@gripps3480grippsglobal

instagram.com/grippsglobal