

MINI

GEMINI

CE 0082 UIAA EAC TP TC 019/2011 NFPA
EN 12278: 2007

7 ≤ Ø ≤ 11 mm



individually tested

Pulley
Poulie

MINI



GEMINI



**NFPA CERTIFICATION FOR
MINI P59A AND GEMINI P66A**
MEETS THE PULLEY REQUIREMENTS OF NFPA 1983,
STANDARD ON LIFE SAFETY ROPE AND EQUIPMENT FOR
EMERGENCY SERVICES, 2017 EDITION.

EMERGENCY SERVICES PULLEY
IN ACCORDANCE WITH NFPA 1983-2017

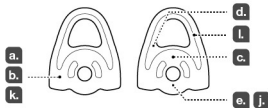


**PULLEY: MBS 22 KN
T (TECHNICAL USE)
MEETS NFPA 1983 (2017 ED.)**

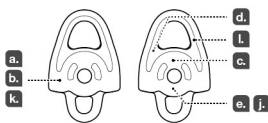
After removing the notice from the equipment, make a copy of it and keep the original as part of a permanent record that includes the usage and inspection history for the equipment. Keep the copy of the notice with the equipment and refer to it before and after each use. Additional information regarding auxiliary equipment can be found in NFPA 1500, Standard on Fire Department Occupational Safety and Health Program, and NFPA 1983, Standard on Fire Service Life Safety Rope and System Components.

Traceability and markings Traçabilité et marquage

MINI



GEMINI



CE 0082

a. Body controlling the manufacture of this PPE
b. Notified body that carried out the EU type inspection
APAVE SUDEUROPE SAS
8 rue Jean-Jacques Vernazza
Z.A.C. Saumoty-Séon - CS 60193
13322 Marseille CEDEX 16
N°0082

c. Traceability: **datamatrix**

d. Diameter

e. Serial number
YY M 0000000 000

f. Year of manufacture
g. Month of manufacture
h. Batch number
i. Individual identifier

j. Standards

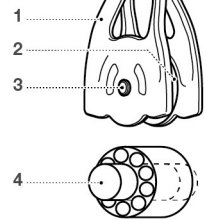
k. Carefully read the instructions for use

l. Manufacturer address

1. Field of application (text part) Champ d'application (partie texte)

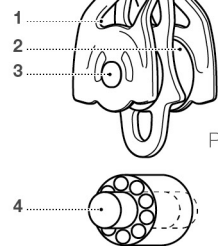
2. Nomenclature Nomenclature

MINI



Patented

GEMINI



Patented

3. Inspection, points to verify Contrôle, points à vérifier

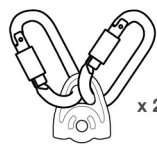


PPE checking
Vérification EPI
PETZL.COM

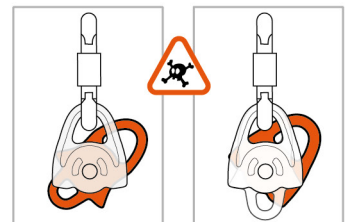


4. Compatibility Compatibilité

MINI / GEMINI

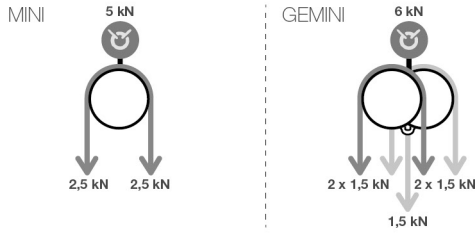


GEMINI

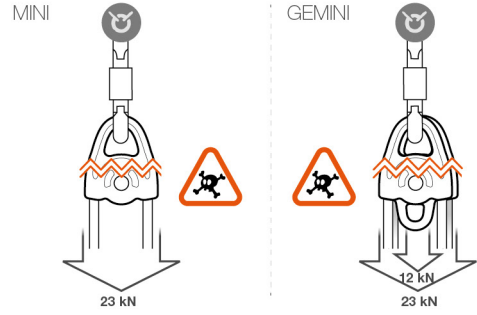


5. Strength
Résistance

5A. Working load limit / Valeur d'utilisation maxi

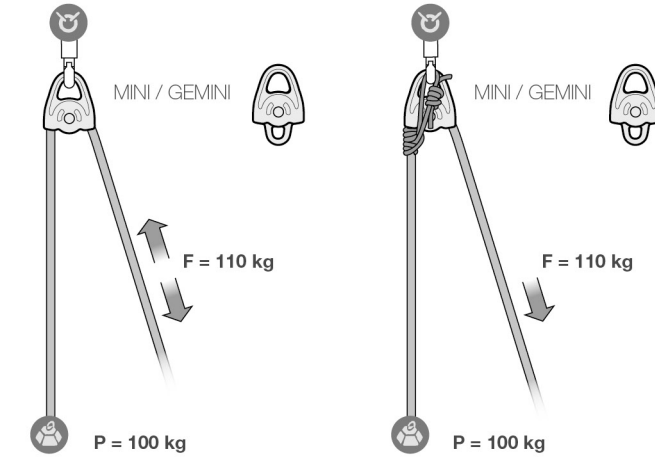


5B. Breaking load / Charge de rupture



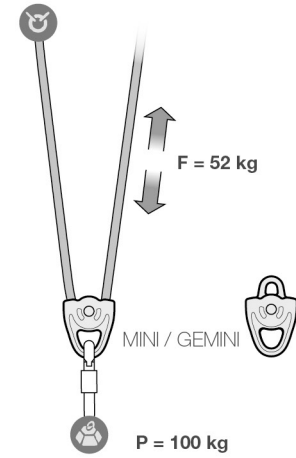
6. Efficiency
Rendement

6A. Simple pulley system



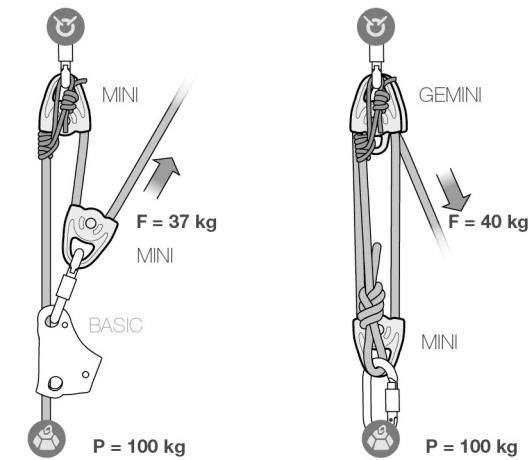
Theoretical force	$F = P$
	$F = 1,1 P$
	$F = 2 P$

6B. 2:1 hauling system



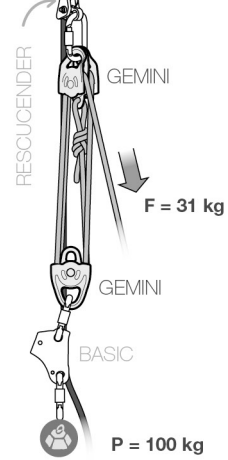
Theoretical force	$F = 0,5 P$
	$F = 0,52 P$
	$F = 0,66 P$

6C. 3:1 hauling system



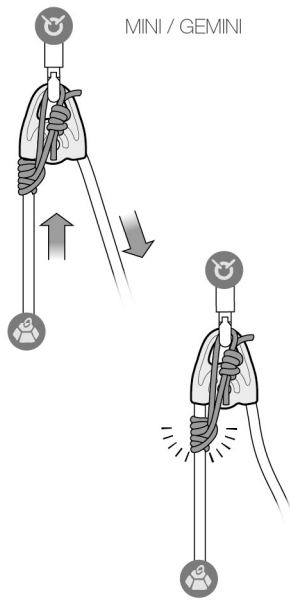
Theoretical force	$F = 0,33 P$	
	$F = 0,37 P$	$F = 0,40 P$
	$F = 0,57 P$	$F = 0,875 P$

6D. 4:1 hauling system with progress capture for double pulleys



Theoretical force	$F = 0,25 P$
	$F = 0,315 P$
	$F = 0,937 P$

7. Progress capture systems
Systèmes anti-retour



8. Positioning and redirection
Positionnement et renvoi

